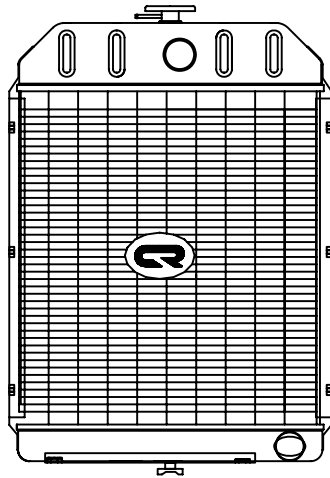
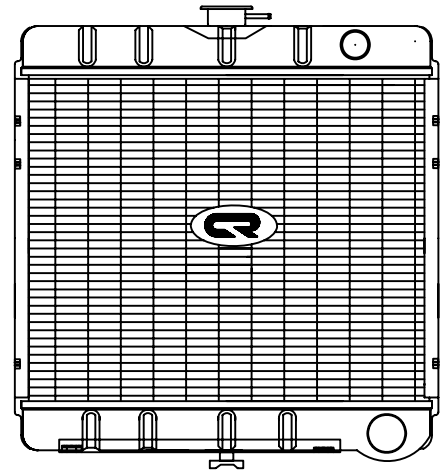


MODEL-MAT 305



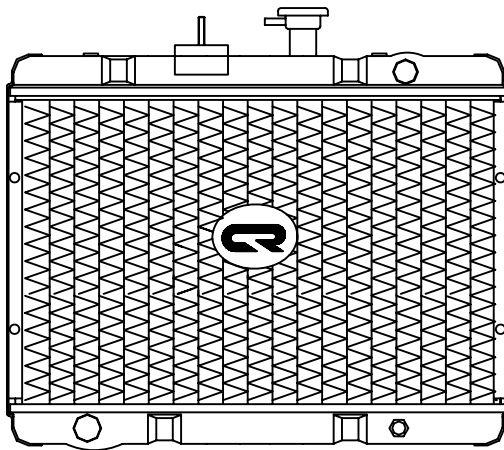
O.E PART NO.- 8-181-108-0/11/D
 CORE TYPE- 4R L/F
 CORE SIZE- 355*326*67.5
 TUBES- 122
 FINS- 122

MODEL- MAX 307



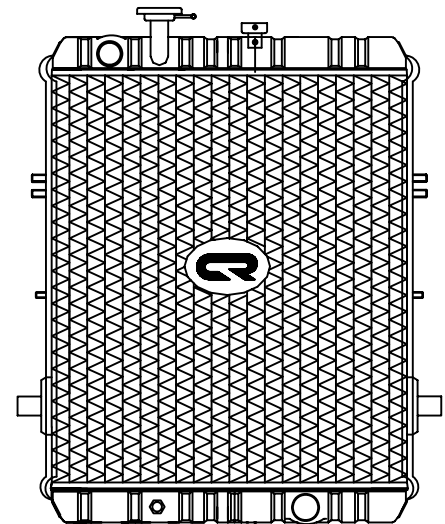
O.E PART NO.- 8-181-408-00-10
 CORE TYPE- 3R L/F
 CORE SIZE- 440*370*51
 TUBES- 108
 FINS- 153

MODEL-DCM



O.E PART NO.- 16400 15811-B
 CORE TYPE- 2R MCC.
 CORE SIZE- 488*624*32
 TUBES- 102
 FINS- 52

MODEL-CANTER



O.E PART NO.- MA-822764
 CORE TYPE- 2R MCC.
 CORE SIZE- 464*487*32
 TUBES- 78
 FINS- 40

Radiators illustrated are not in proportion to one another.